

ACI Racing Weekend Vallelunga, 15-16 Giugno 2024

Campionato Italiano GT Endurance - Classifica Qualifying 3 GT3

Vallelunga 4.085 m

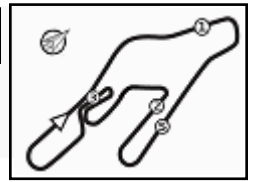
1 / 2

No. Driver	Nat	Entrant	Team	Car	Class	Time	Gap	Rel.	Laps
1 51 DONNO Eliseo	ITA	AF Corse	AF Corse	Ferrari 488	GT3-GT3P/	1'30.838			6
2 27 MOSCA Tommaso	ITA	Scuderia Baldini	Scuderia Baldini	Ferrari 296	GT3-GT3PF	1'31.065	0.227	0.227	4
3 16 FERRARI Lorenzo	ITA	AKM Motorsport	AKM Motorsport	Mercedes AMG	GT3-GT3P/	1'31.440	0.602	0.375	6
4 8 NILSSON Alfred	SWE	BMW Italia Ceccato Racing	BMW Italia Ceccato Racing	BMW G82 M4	GT3-GT3P/	1'31.462	0.624	0.022	5
5 17 GALBIATI Kikko	ITA	EF Racing	EF Racing	Porsche 911 R 992	GT3-GT3PF	1'31.522	0.684	0.060	6
6 7 DENES Philippe	USA	BMW Italia Ceccato Racing	BMW Italia Ceccato Racing	BMW G82 M4	GT3-GT3PF	1'31.559	0.721	0.037	4
7 19 DI FOLCO Alberto	ITA	VSR	VSR	Lamborghini Huracán EVO 2	GT3-GT3PF	1'31.581	0.743	0.022	5
8 12 MAZZOLA Rocco	ITA	Tresor Audi Sport Italia	Tresor Audi Sport Italia	Audi R8 LMS	GT3-GT3PF	1'31.597	0.759	0.016	6
9 50 MAC Mikkel	DNK	AF Corse	AF Corse	Ferrari 296	GT3-GT3P/	1'31.676	0.838	0.079	7
10 33 PAVLOVIC Milos	SRB	Auto Sport Racing	Star Performance	Lamborghini Huracán EVO 2	GT3-GT3AI	1'31.821	0.983	0.145	4
11 99 MONCINI Leonardo	ITA	Tresor Audi Sport Italia	Tresor Audi Sport Italia	Audi R8 LMS	GT3-GT3PF	1'31.837	0.999	0.016	5
12 85 GILARDONI Kevin	CHE	Imperiale Sport Car Service	Imperiale Sport Car Service	Lamborghini Huracán EVO 2	GT3-GT3P/	1'31.886	1.048	0.049	5
13 66 STADSBADE Gilles	BEL	VSR	VSR	Lamborghini Huracán EVO 2	GT3-GT3P/	1'31.961	1.123	0.075	5
14 5 ALATALO William	FIN	L&A Infinity	L&A Infinity	Aston Martin Vantage AMR	GT3-GT3P/	1'32.049	1.211	0.088	6
15 28 BODELLINI Andrea	ITA	Nova Race Events	Nova Race Events	Mercedes AMG	GT3-GT3AI	1'32.216	1.378	0.167	6
16 77 CIGLIA Massimo	ITA	Nova Race Events	Nova Race Events	Honda NSX Acura	GT3-GT3AI	1'33.061	2.223	0.845	6
17 63 TRIBAUDINI Stephane	FRA	VSR	VSR	Lamborghini Huracán EVO 2	GT3-GT3P/	1'33.556	2.718	0.495	5
18 75 ULRICH Christoph	CHE	Double TT Racing	Double TT Racing	Ferrari 488	GT3-GT3AI	1'33.908	3.070	0.352	6
19 32 LOMMAHADTHAI Aniwat	THA	Auto Sport Racing	Star Performance	Lamborghini Huracán EVO 2	GT3-GT3AI	1'35.175	4.337	1.267	3
20 54 FARHADI Aaron	USA	Imperiale Sport Car Service	Imperiale Sport Car Service	Lamborghini Huracán EVO 2	GT3-GT3AI	1'36.585	5.747	1.410	6
21 55 BUTTI Marco	ITA	Nova Race Events	Nova Race Events	Honda NSX Acura	GT3-GT3P/				0

Humidity:	45%	AIR	24°C
Condition:	DRY	Track	34°C

Stewards : Valerio Brizzolari Gabriele Lancieri Roberto Sardelli

15/06/2024	Start 19:24	End 19:35
------------	----------------	--------------



ACI Racing Weekend Vallelunga, 15-16 Giugno 2024
Campionato Italiano GT Endurance - Classifica Qualifying 3 GT3

Penalty and Infringement

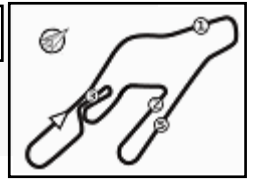
Fastest Laps Sequence

No.	Entrant	Nat	Team	Car	Local Time	Time	Gap	Avg
8	A. NILSSON	ITA	BMW Italia Ceccato Racing	BMW G82 M4	19:27'12.036	1'31.462		160,788
51	E. DONNO	ITA	AF Corse	Ferrari 488	19:27'28.067	1'31.063	-0.399	161,493
51	E. DONNO	ITA	AF Corse	Ferrari 488	19:28'58.905	1'30.838	-0.225	161,893

Stewards : Valerio Brizzolari Gabriele Lancieri Roberto Sardelli

15/06/2024 Start 19:24 End 19:35





ACI Racing Weekend Vallelunga, 15-16 Giugno 2024

Campionato Italiano GT Endurance - Best Sectors & Speed Qualifying 3 GT3

BEST LAP

1	51 DONNO Eliseo	Ferrari 488	1'30.838
2	27 MOSCA Tommaso	Ferrari 296	1'31.065
3	16 FERRARI Lorenzo	Mercedes AMG	1'31.440
4	8 NILSSON Alfred	BMW G82 M4	1'31.462
5	17 GALBIATI Kikko	Porsche 911 R 992	1'31.522
6	7 DENES Philippe	BMW G82 M4	1'31.559
7	19 DI FOLCO Alberto	Lamborghini Huracán EVO 2	1'31.581
8	12 MAZZOLA Rocco	Audi R8 LMS	1'31.597
9	50 MAC Mikkel	Ferrari 296	1'31.676
10	33 PAVLOVIC Milos	Lamborghini Huracán EVO 2	1'31.821
11	99 MONCINI Leonardo	Audi R8 LMS	1'31.837
12	85 GILARDONI Kevin	Lamborghini Huracán EVO 2	1'31.886
13	66 STADSBADER Gilles	Lamborghini Huracán EVO 2	1'31.961
14	5 ALATALO William	Aston Martin Vantage AMR	1'32.049
15	28 BODELLINI Andrea	Mercedes AMG	1'32.216
16	77 CIGLIA Massimo	Honda NSX Acura	1'33.061
17	63 TRIBAUDINI Stephane	Lamborghini Huracán EVO 2	1'33.556
18	75 ULRICH Christoph	Ferrari 488	1'33.908
19	32 LOMMAHADTHAI Aniwat	Lamborghini Huracán EVO 2	1'35.175
20	54 FARHADI Aaron	Lamborghini Huracán EVO 2	1'36.585
21	55 BUTTI Marco	Honda NSX Acura	

SPEED

1	51 DONNO Eliseo	Ferrari 488	242,7
2	8 NILSSON Alfred	BMW G82 M4	242,7
3	33 PAVLOVIC Milos	Lamborghini Huracán EVO 2	239,5
4	7 DENES Philippe	BMW G82 M4	239,5
5	99 MONCINI Leonardo	Audi R8 LMS	238,9
6	77 CIGLIA Massimo	Honda NSX Acura	237,9
7	75 ULRICH Christoph	Ferrari 488	237,9
8	85 GILARDONI Kevin	Lamborghini Huracán EVO 2	237,4
9	54 FARHADI Aaron	Lamborghini Huracán EVO 2	236,8
10	19 DI FOLCO Alberto	Lamborghini Huracán EVO 2	236,8
11	66 STADSBADER Gilles	Lamborghini Huracán EVO 2	235,3
12	63 TRIBAUDINI Stephane	Lamborghini Huracán EVO 2	235,3
13	12 MAZZOLA Rocco	Audi R8 LMS	235,3
14	16 FERRARI Lorenzo	Mercedes AMG	235,3
15	27 MOSCA Tommaso	Ferrari 296	233,8
16	5 ALATALO William	Aston Martin Vantage AMR	233,8
17	28 BODELLINI Andrea	Mercedes AMG	233,8
18	50 MAC Mikkel	Ferrari 296	232,8
19	17 GALBIATI Kikko	Porsche 911 R 992	232,3
20	32 LOMMAHADTHAI Aniwat	Lamborghini Huracán EVO 2	230,8

SEG. 1

1	8 NILSSON Alfred	11.718
2	19 DI FOLCO Alberto	11.842
3	7 DENES Philippe	11.892
4	5 ALATALO William	11.895
5	12 MAZZOLA Rocco	11.923
6	51 DONNO Eliseo	11.925
7	27 MOSCA Tommaso	11.945
8	85 GILARDONI Kevin	11.967
9	16 FERRARI Lorenzo	11.988
10	50 MAC Mikkel	11.988
11	77 CIGLIA Massimo	11.991
12	66 STADSBADER Gilles	12.013
13	99 MONCINI Leonardo	12.038
14	17 GALBIATI Kikko	12.067
15	28 BODELLINI Andrea	12.069
16	33 PAVLOVIC Milos	12.069
17	75 ULRICH Christoph	12.190
18	63 TRIBAUDINI Stephane	12.281
19	32 LOMMAHADTHAI Aniwat	12.481
20	54 FARHADI Aaron	13.238

SEG. 2

1	51 DONNO Eliseo	31.484
2	7 DENES Philippe	31.492
3	27 MOSCA Tommaso	31.515
4	16 FERRARI Lorenzo	31.530
5	19 DI FOLCO Alberto	31.576
6	8 NILSSON Alfred	31.596
7	12 MAZZOLA Rocco	31.602
8	33 PAVLOVIC Milos	31.613
9	17 GALBIATI Kikko	31.655
10	50 MAC Mikkel	31.669
11	28 BODELLINI Andrea	31.735
12	99 MONCINI Leonardo	31.740
13	5 ALATALO William	31.748
14	66 STADSBADER Gilles	31.796
15	85 GILARDONI Kevin	31.861
16	77 CIGLIA Massimo	32.143
17	63 TRIBAUDINI Stephane	32.285
18	75 ULRICH Christoph	32.322
19	32 LOMMAHADTHAI Aniwat	32.863
20	54 FARHADI Aaron	33.441

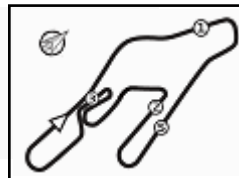
SEG. 3

1	51 DONNO Eliseo	27.728
2	27 MOSCA Tommaso	27.876
3	99 MONCINI Leonardo	27.902
4	12 MAZZOLA Rocco	27.926
5	17 GALBIATI Kikko	27.955
6	50 MAC Mikkel	27.998
7	85 GILARDONI Kevin	28.006
8	66 STADSBADER Gilles	28.038
9	16 FERRARI Lorenzo	28.040
10	8 NILSSON Alfred	28.051
11	33 PAVLOVIC Milos	28.156
12	19 DI FOLCO Alberto	28.185
13	7 DENES Philippe	28.242
14	5 ALATALO William	28.285
15	28 BODELLINI Andrea	28.368
16	77 CIGLIA Massimo	28.595
17	63 TRIBAUDINI Stephane	28.626
18	75 ULRICH Christoph	28.714
19	32 LOMMAHADTHAI Aniwat	28.770
20	54 FARHADI Aaron	28.876

SEG. 4

1	51 DONNO Eliseo	19.572
2	7 DENES Philippe	19.635
3	27 MOSCA Tommaso	19.674
4	17 GALBIATI Kikko	19.744
5	16 FERRARI Lorenzo	19.803
6	50 MAC Mikkel	19.818
7	33 PAVLOVIC Milos	19.845
8	12 MAZZOLA Rocco	19.857
9	85 GILARDONI Kevin	19.926
10	5 ALATALO William	19.932
11	19 DI FOLCO Alberto	19.942
12	8 NILSSON Alfred	19.954
13	66 STADSBADER Gilles	19.960
14	99 MONCINI Leonardo	20.021
15	28 BODELLINI Andrea	20.024
16	77 CIGLIA Massimo	20.087
17	63 TRIBAUDINI Stephane	20.210
18	75 ULRICH Christoph	20.406
19	32 LOMMAHADTHAI Aniwat	20.860
20	54 FARHADI Aaron	20.914





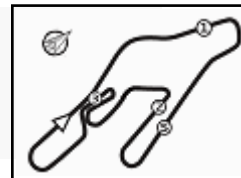
ACI Racing Weekend Vallelunga, 15-16 Giugno 2024

Campionato Italiano GT Endurance - Ideal Time Qualifying 3 GT3

Vallelunga 4.085 m

No.	Driver Entrant	Car	Seg. 1	Seg. 2	Seg. 3	Seg. 4	Ideal Time		
			Diff. 1	Diff. 2	Diff. 3	Diff. 4	Best Lap	Pos.	Diff.
1	51 DONNO E. (ITA) AF CORSE	Ferrari 488	11.925 +0.036	31.484	27.728	19.572 +0.093	1'30.709 1'30.838	1	0.129
2	27 MOSCA T. (ITA) SCUDERIA BALDINI	Ferrari 296	11.945 +0.036	31.515 +0.019	27.876	19.674	1'31.010 1'31.065	2	0.055
3	7 DENES P. (USA) BMW ITALIA CECCATO RACING	BMW G82 M4	11.892 +0.126	31.492	28.242 +0.172	19.635	1'31.261 1'31.559	6	0.298
4	12 MAZZOLA R. (ITA) TRESOR AUDI SPORT ITALIA	Audi R8 LMS	11.923	31.602 +0.211	27.926	19.857 +0.078	1'31.308 1'31.597	8	0.289
5	8 NILSSON A. (SWE) BMW ITALIA CECCATO RACING	BMW G82 M4	11.718 +0.117	31.596	28.051	19.954 +0.026	1'31.319 1'31.462	4	0.143
6	16 FERRARI L. (ITA) AKM MOTORSPORT	Mercedes AMG	11.988 +0.079	31.530	28.040	19.803	1'31.361 1'31.440	3	0.079
7	17 GALBIATI K. (ITA) EF RACING	Porsche 911 R 992	12.067 +0.013	31.655	27.955	19.744 +0.088	1'31.421 1'31.522	5	0.101
8	50 MAC M. (DNK) AF CORSE	Ferrari 296	11.988 +0.018	31.669 +0.063	27.998 +0.049	19.818 +0.073	1'31.473 1'31.676	9	0.203
9	19 DI FOLCO A. (ITA) VSR	Lamborghini Huracán EVO 2	11.842	31.576 +0.036	28.185	19.942	1'31.545 1'31.581	7	0.036
10	33 PAVLOVIC M. (SRB) AUTO SPORT RACING	Lamborghini Huracán EVO 2	12.069 +0.040	31.613	28.156 +0.010	19.845 +0.088	1'31.683 1'31.821	10	0.138
11	99 MONCINI L. (ITA) TRESOR AUDI SPORT ITALIA	Audi R8 LMS	12.038 +0.066	31.740 +0.047	27.902	20.021 +0.023	1'31.701 1'31.837	11	0.136
12	85 GILARDONI K. (CHE) IMPERIALE SPORT CAR SERVICE	Lamborghini Huracán EVO 2	11.967	31.861	28.006	19.926 +0.126	1'31.760 1'31.886	12	0.126
13	66 STADSBADE G. (BEL) VSR	Lamborghini Huracán EVO 2	12.013 +0.111	31.796 +0.018	28.038 +0.025	19.960	1'31.807 1'31.961	13	0.154
14	5 ALATALO W. (FIN) L&A INFINITY	Aston Martin Vantage AMR	11.895 +0.067	31.748	28.285 +0.056	19.932 +0.066	1'31.860 1'32.049	14	0.189
15	28 BODELLINI A. (ITA) NOVA RACE EVENTS	Mercedes AMG	12.069 +0.005	31.735	28.368	20.024 +0.015	1'32.196 1'32.216	15	0.020
16	77 CIGLIA M. (ITA) NOVA RACE EVENTS	Honda NSX Acura	11.991	32.143	28.595 +0.245	20.087	1'32.816 1'33.061	16	0.245
17	63 TRIBAUDINI S. (FRA) VSR	Lamborghini Huracán EVO 2	12.281 +0.154	32.285	28.626	20.210	1'33.402 1'33.556	17	0.154
18	75 ULRICH C. (CHE) DOUBLE TT RACING	Ferrari 488	12.190 +0.162	32.322 +0.066	28.714	20.406 +0.048	1'33.632 1'33.908	18	0.276
19	32 LOMMAHADTHAI A. (TH) AUTO SPORT RACING	Lamborghini Huracán EVO 2	12.481	32.863 +0.201	28.770	20.860	1'34.974 1'35.175	19	0.201
20	54 FARHADI A. (USA) IMPERIALE SPORT CAR SERVICE	Lamborghini Huracán EVO 2	13.238	33.441 +0.116	28.876	20.914	1'36.469 1'36.585	20	0.116
	55 BUTTI M. (ITA) NOVA RACE EVENTS	Honda NSX Acura							
Overall Ideal Time			11.718	31.484	27.728	19.572	1'30.502		





ACI Racing Weekend Vallelunga, 15-16 Giugno 2024

Campionato Italiano GT Endurance - Analisi Tempi Qualifying 3 GT3

Vallelunga 4.085 m

1 / 2

5 L&A Infinity (1'32.049)

Lap	Seg.1	Seg.2	Seg.3	Seg.4	Lap Time	km/h	Local Time
William Alatalo							
1							
2	17.228	37.892	35.407	24.126	1'54.653P	208,9	19:26'11.869
3	12.005	32.110	28.285	20.015	1'32.415	233,8	19:27'44.284
4	12.446	34.490	29.095	20.097	1'36.128	222,7	19:29'20.412
5	11.895	33.374	32.460	20.197	1'37.926	232,8	19:30'58.338
6	11.962	31.748	28.341	19.998	1'32.049	233,3	19:32'30.387
7	11.948	31.928	28.415	19.932	1'32.223	233,3	19:34'02.610

7 BMW Italia Ceccato Racing (1'31.559)

Lap	Seg.1	Seg.2	Seg.3	Seg.4	Lap Time	km/h	Local Time
Philippe Denes							
1		32.400	28.488	20.140		232,3	
2	12.018	31.492	28.414	19.635	1'31.559	236,8	19:27'14.899
3	11.974	31.543	28.271	19.802	1'31.590	237,9	19:28'46.489
4	11.901	32.578	30.814	20.302	1'35.595	239,5	19:30'22.084
5	11.892	31.571	28.308	19.875	1'31.646	237,4	19:31'53.730
6	11.920	31.689	28.242			237,4	

8 BMW Italia Ceccato Racing (1'31.462)

Lap	Seg.1	Seg.2	Seg.3	Seg.4	Lap Time	km/h	Local Time
Alfred Nilsson							
1		32.347	28.320	19.954		237,4	
2	11.835	31.596	28.051	19.980	1'31.462	240,5	19:27'12.036
3	11.761	31.775	28.236	21.024	1'32.796	242,7	19:28'44.832
4	11.718	31.999	28.964	20.082	1'32.763	238,4	19:30'17.595
5	11.779	31.856	28.438	19.968	1'32.041	238,4	19:31'49.636
6	11.801	31.753	28.226	20.305	1'32.085	238,4	19:33'21.721
7	11.876	32.368	28.787			238,4	

12 Tresor Audi Sport Italia (1'31.597)

Lap	Seg.1	Seg.2	Seg.3	Seg.4	Lap Time	km/h	Local Time
Rocco Mazzola							
1							
2	17.216	34.316	29.295	20.713	1'41.540P	189,8	19:27'00.598
3	12.014	31.700	28.264	19.901	1'31.879	234,3	19:28'32.477
4	11.943	31.602	28.209	19.857	1'31.611	233,8	19:30'04.088
5	11.923	31.813	27.926	19.935	1'31.597	233,8	19:31'35.685
6	12.239	35.054	31.549	24.552	1'43.394	215,1	19:33'19.079
7	11.984	31.721	28.234	20.047	1'31.986	235,3	19:34'51.065

16 AKM Motorsport (1'31.440)

Lap	Seg.1	Seg.2	Seg.3	Seg.4	Lap Time	km/h	Local Time
Lorenzo Ferrari							
1							
2	16.486	32.644	29.289	23.536	1'41.955P	231,3	19:27'05.827
3	12.067	31.530	28.040	19.803	1'31.440	233,3	19:28'37.267
4	12.013	31.751	28.136	19.822	1'31.722	235,3	19:30'08.989
5	12.021	31.803	28.200	21.026	1'33.050	233,3	19:31'42.039
6	12.873	34.401	31.354	23.977	1'42.605	230,8	19:33'24.644
7	11.988	31.814	28.075	19.911	1'31.788	232,3	19:34'56.432

17 EF Racing (1'31.522)

Lap	Seg.1	Seg.2	Seg.3	Seg.4	Lap Time	km/h	Local Time
Kikko Galbiati							
1							
2	17.694	34.412	30.995	21.430	1'44.531P	217,7	19:26'17.832
3	12.129	31.797	28.116	19.744	1'31.786	231,3	19:27'49.618
4	12.080	31.655	27.955	19.832	1'31.522	232,3	19:29'21.140
5	13.106	35.688	34.272	20.252	1'43.318	227,4	19:31'04.458

6	12.072	31.798	28.064	19.853	1'31.787	230,8	19:32'36.245
7	12.067	31.754	27.960	19.962	1'31.743	230,8	19:34'07.988

19 VSR (1'31.581)

Lap	Seg.1	Seg.2	Seg.3	Seg.4	Lap Time	km/h	Local Time
Alberto Di Folco							
1							
2	17.057	33.152	28.865	24.619	1'43.693P	232,3	19:27'11.103
3	11.920	31.649	28.267	20.046	1'31.882	235,8	19:28'42.985
4	11.877	32.562	31.143	21.235	1'36.817	236,8	19:30'19.802
5	11.842	31.612	28.185	19.942	1'31.581	236,3	19:31'51.383
6	11.868	31.711	29.440	23.394	1'36.413	236,3	19:33'27.796
7	11.964	31.576	28.336			236,8	

27 Scuderia Baldini (1'31.065)

Lap	Seg.1	Seg.2	Seg.3	Seg.4	Lap Time	km/h	Local Time
Tommaso Mosca							
1							
2	17.630	35.962	39.429	20.785	1'53.806P	228,3	19:25'59.762
3	11.981	31.534	27.876	19.674	1'31.065	232,8	19:27'30.827
4	11.967	34.142	29.047	19.902	1'35.058	221,8	19:29'05.885
5	11.978	31.515	28.020	19.723	1'31.236	232,8	19:30'37.121
6	11.945	31.549	27.939			233,8	

28 Nova Race Events (1'32.216)

Lap	Seg.1	Seg.2	Seg.3	Seg.4	Lap Time	km/h	Local Time
Andrea Bodellini							
1							
2	17.161	33.781	29.194	20.754	1'40.890P	227,8	19:26'46.150
3	12.096	32.044	28.547	20.024	1'32.711	232,8	19:28'18.861
4	12.074	31.735	28.368	20.039	1'32.216	233,8	19:29'51.077
5	12.093	32.257	28.457	20.462	1'33.269	232,3	19:31'24.346
6	12.596	33.739	38.533	20.342	1'45.210	230,3	19:33'09.556
7	12.069	32.113	28.595	20.252	1'33.029	232,8	19:34'42.585

32 Auto Sport Racing (1'35.175)

Lap	Seg.1	Seg.2	Seg.3	Seg.4	Lap Time	km/h	Local Time
Aniwat Lommahadthai							
1							
2	17.744	34.562	30.284	22.070	1'44.660P	229,3	19:28'01.626
3	12.617	32.863	29.567	20.887	1'35.934	230,8	19:29'37.560
4	12.481	33.064	28.770	20.860	1'35.175	227,8	19:31'12.735
5			33.412			224,1	

33 Auto Sport Racing (1'31.821)

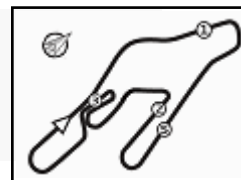
Lap	Seg.1	Seg.2	Seg.3	Seg.4	Lap Time	km/h	Local Time
Milos Pavlovic							
1							
2	18.240	32.961	31.284	21.280	1'43.765P	236,8	19:26'51.791
3	12.182	31.774	28.156	19.845	1'31.957	238,9	19:28'23.748
4	12.109	31.613	28.166	19.933	1'31.821	239,5	19:29'55.569
5	12.069	32.753	29.480	21.163	1'35.465	238,9	19:31'31.034
6	12.121	31.785	29.136			239,5	

50 AF Corse (1'31.676)

Lap	Seg.1	Seg.2	Seg.3	Seg.4	Lap Time	km/h	Local Time
Mikkel Mac							
1							
2	16.497	34.816	37.237	23.021	1'51.571P	229,3	19:26'02.779
3	12.148	31.859	28.004	19.818	1'31.829	232,3	19:27'34.608
4	11.997	31.669	28.118	20.027	1'31.811	232,3	19:29'06.419
5	11.988	31.878	31.933	20.140	1'35.939	232,8	19:30'42.358

15/06/2024

P = Pits In/Out - C = Lap Time Cancelled



ACI Racing Weekend Vallelunga, 15-16 Giugno 2024

Campionato Italiano GT Endurance - Analisi Tempi Qualifying 3 GT3

Vallelunga 4.085 m

2 / 2

6	12.006	31.732	28.047	19.891	1'31.676	231,8	19:32'14.034
7	11.993	31.743	28.049	19.976	1'31.761	231,3	19:33'45.795
8	11.991	31.812	27.998	20.033	1'31.834	231,3	19:35'17.629

Massimo Ciglia

1							
2	16.484	33.382	37.963	20.911	1'48.740P	234,3	19:26'08.135
3	12.177	32.597	28.595	20.279	1'33.648	237,9	19:27'41.783
4	12.869	33.181	29.251	21.625	1'36.926	236,3	19:29'18.709
5	11.991	32.143	28.840	20.087	1'33.061	237,4	19:30'51.770
6	12.055	32.176	28.783	20.316	1'33.330	236,8	19:32'25.100
7	12.070	32.231	28.888	20.684	1'33.873	235,3	19:33'58.973
8	12.157	32.528	29.725			236,3	

51 AF Corse (1'30.838)

Lap	Seg.1	Seg.2	Seg.3	Seg.4	Lap Time	km/h	Local Time
Eliseo Donno							
1							
2	16.730	34.787	34.342	21.566	1'47.425P	229,3	19:25'57.004
3	12.043	31.663	27.785	19.572	1'31.063	242,7	19:27'28.067
4	11.961	31.484	27.728	19.665	1'30.838	241,1	19:28'58.905
5	11.959	33.737	29.628	20.182	1'35.506	226,4	19:30'34.411
6	11.939	32.255	30.466	19.998	1'34.658	234,8	19:32'09.069
7	11.925	31.670	28.204	20.088	1'31.887	228,8	19:33'40.956
8	11.932	50.031	31.622			199,6	

85 Imperiale Sport Car Service (1'31.886)

Lap	Seg.1	Seg.2	Seg.3	Seg.4	Lap Time	km/h	Local Time
Kevin Gilardoni							
1							
2	18.784	36.016	31.540	20.546	1'46.886P	222,7	19:26'41.721
3	12.151	32.210	28.317	20.072	1'32.750	235,8	19:28'14.471
4	12.025	31.864	28.127	19.926	1'31.942	237,4	19:29'46.413
5	11.993	34.356	30.006	20.521	1'36.876	207,7	19:31'23.289
6	11.967	31.861	28.006	20.052	1'31.886	236,8	19:32'55.175
7	11.987	32.754	29.147			237,4	

54 Imperiale Sport Car Service (1'36.585)

Lap	Seg.1	Seg.2	Seg.3	Seg.4	Lap Time	km/h	Local Time
Aaron Farhadi							
1							
2	19.191	36.319	30.476	22.356	1'48.342P	204,9	19:26'19.298
3	14.018	34.158	29.475	21.012	1'38.663	235,8	19:27'57.961
4	14.203	33.441	29.056	20.996	1'37.696	235,8	19:29'35.657
5	13.712	34.671	29.537	21.102	1'39.022	204,2	19:31'14.679
6	13.757	33.467	29.169	21.352	1'37.745	236,3	19:32'52.424
7	13.238	33.557	28.876	20.914	1'36.585	236,8	19:34'29.009

99 Tresor Audi Sport Italia (1'31.837)

Lap	Seg.1	Seg.2	Seg.3	Seg.4	Lap Time	km/h	Local Time
Leonardo Moncini							
1							
2	16.918	33.268	28.959	20.065	1'39.210P	215,6	19:26'31.336
3	12.084	31.785	28.208	22.879	1'34.956	238,4	19:28'06.292
4	12.104	31.787	27.902	20.044	1'31.837	238,9	19:29'38.129
5	13.115	38.706	31.134	20.068	1'43.023	213,4	19:31'21.152
6	12.038	31.740	28.095	20.021	1'31.894	237,9	19:32'53.046
7	12.698	32.478	28.209			237,4	

63 VSR (1'33.556)

Lap	Seg.1	Seg.2	Seg.3	Seg.4	Lap Time	km/h	Local Time
Stephane Tribaudini							
1							
2	18.158	33.940	40.010	22.681	1'54.789P	227,8	19:26'07.487
3	12.435	32.285	28.626	20.210	1'33.556	235,3	19:27'41.043
4			38.827	1'17.671	3'44.517P	133,0	19:31'25.560
5	20.151	38.335	31.412	24.504	1'54.402P	176,8	19:33'19.962
6	12.281	33.078	28.747	20.227	1'34.333	233,3	19:34'54.295

66 VSR (1'31.961)

Lap	Seg.1	Seg.2	Seg.3	Seg.4	Lap Time	km/h	Local Time
Gilles Stadsbader							
1							
2	18.136	34.119	28.196	20.443	1'40.894P	196,7	19:26'58.325
3	12.124	31.814	28.063	19.960	1'31.961	235,3	19:28'30.286
4	12.013	31.943	28.191	20.096	1'32.243	235,3	19:30'02.529
5	12.068	31.796	28.038	20.145	1'32.047	235,3	19:31'34.576
6	12.082	32.330	29.721	20.104	1'34.237	235,3	19:33'08.813
7	12.104	31.884	28.207			234,3	

75 Double TT Racing (1'33.908)

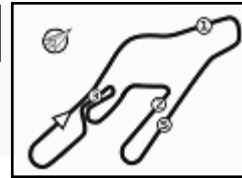
Lap	Seg.1	Seg.2	Seg.3	Seg.4	Lap Time	km/h	Local Time
Christoph Ulrich							
1							
2	18.374	36.906	38.036	23.712	1'57.028P	233,3	19:26'04.806
3	12.465	32.499	28.939	20.427	1'34.330	235,3	19:27'39.136
4	12.190	32.322	29.030	20.638	1'34.180	234,3	19:29'13.316
5	12.330	32.514	29.001	20.406	1'34.251	237,9	19:30'47.567
6	12.352	32.388	28.714	20.454	1'33.908	234,8	19:32'21.475
7	12.324	32.486	28.749	20.418	1'33.977	232,3	19:33'55.452
8	12.356	33.136	29.548			235,3	

77 Nova Race Events (1'33.061)

Lap	Seg.1	Seg.2	Seg.3	Seg.4	Lap Time	km/h	Local Time
-----	-------	-------	-------	-------	----------	------	------------

15/06/2024

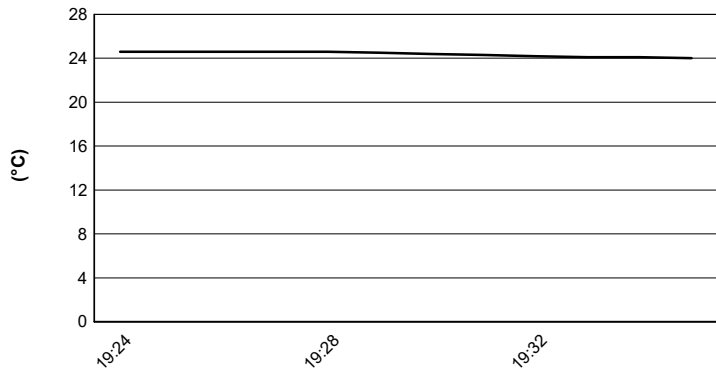
P = Pits In/Out - C = Lap Time Cancelled



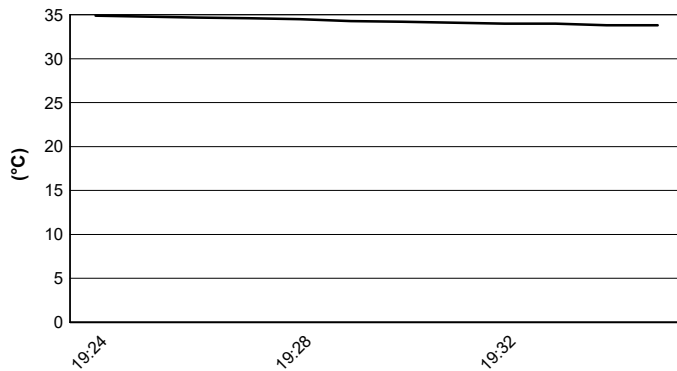
Vallelunga 4.085 m

ACI Racing Weekend Vallelunga, 15-16 Giugno 2024
Campionato Italiano GT Endurance - Meteo Qualifying 3 GT3
 Session started 19:24 - Session ended 19:35

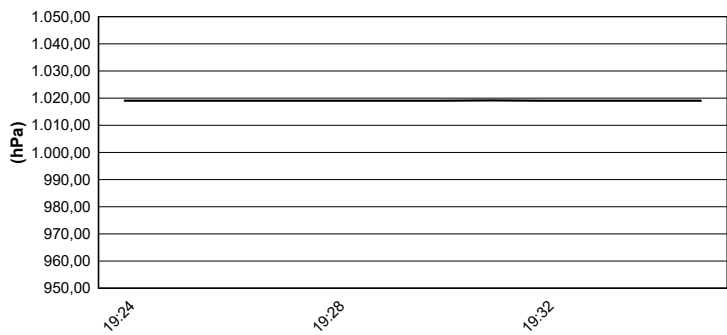
Air Temperature



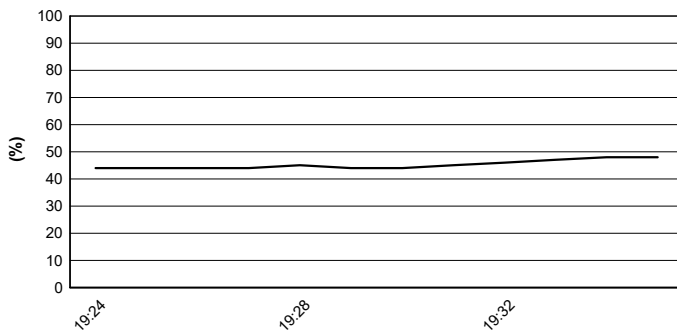
Track Temperature



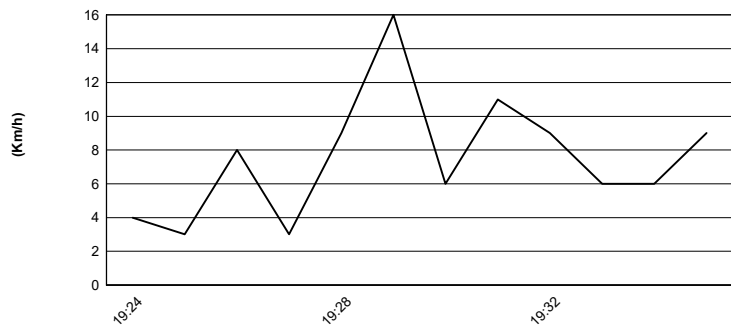
Air Pressure



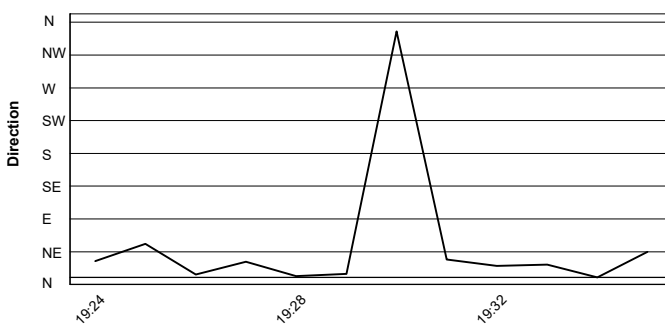
Humidity



Wind Speed



Wind Direction



15/06/2024

